

South Carolina Teacher Workforce Profile for 2022–23

SEPTEMBER 2024

The South Carolina Teacher Workforce Profile for 2022–23 provides a comprehensive, annual review of the state's public school teacher workforce. Using statewide data from the 2022–23 academic year, with comparisons to national and regional data, this research provides an analysis of various characteristics of South Carolina teachers. Additionally, the report offers longitudinal perspectives, examining workforce trends over the past three years and highlighting significant developments. This overview provides a glimpse into those findings.

For the full profile of South Carolina school teachers, read the report at www.sc-teacher.org/EWP-teacher-workforce-sep2024.



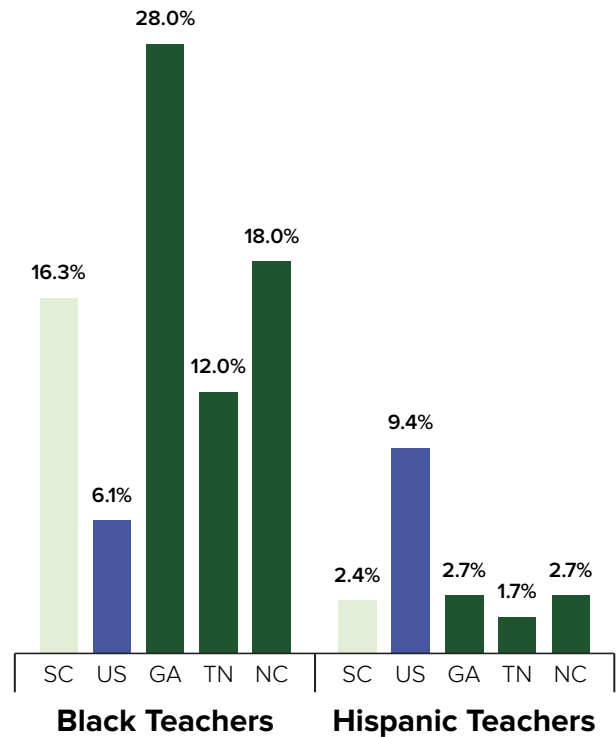
OVERVIEW

This review of the 2022–23 South Carolina teacher workforce is based on data from 54,106 teachers, including regular classroom teachers, special education teachers, and retired educators. Across the state teacher population, the study investigated gender, race/ethnicity, education, certification pathways, and evaluation ratings.

Comparing South Carolina to the US and Nearby States

RACE AND ETHNICITY

South Carolina surpasses the national average with 16.3% of teachers identifying as Black, compared to 6.1% nationally. However, Georgia outpaces the region, with 28% of its teacher workforce identifying as Black. In contrast, South Carolina lags behind the national average of 9.4% for Hispanic teachers, though it remains consistent with nearby states. This highlights an important area for growth in South Carolina: increasing the representation of Hispanic teachers to better reflect the state's diverse student population.



Percentages of Teachers at Charter Schools

5.7% SOUTH CAROLINA

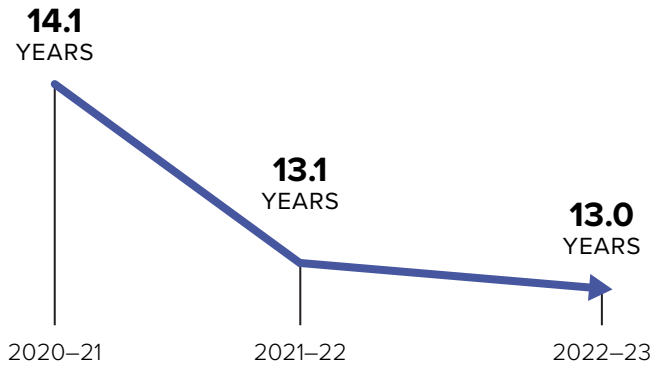
6.7% UNITED STATES

CHARTER SCHOOLS

South Carolina's educational landscape aligns with national trends for teachers working in charter schools. Currently, 5.7% of South Carolina educators teach in charter schools, slightly below the national average of 6.7%. This percentage of teachers in charter schools in South Carolina has gradually grown from 5.0% over the past three years.

Indications of Stability in Veteran Teacher Retention

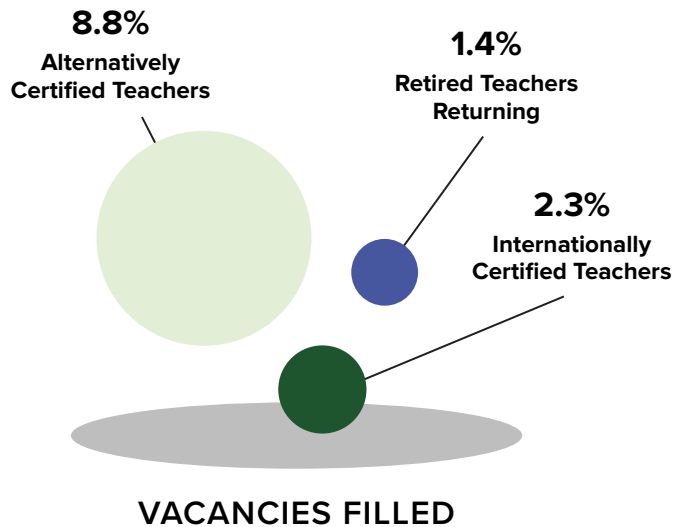
Average Years of Teaching Experience in South Carolina



Following a significant drop in average teaching experience after the height of the pandemic, the years of experience in South Carolina have since stabilized at 13 years. This stability suggests improved retention of veteran teachers.

Trends in Teacher Recruitment Strategies

Over the past three years, South Carolina has seen notable shifts in its teacher recruitment strategies. The percentage of teachers entering the workforce through alternative certification programs has increased from 8.1% to 8.8%, indicating a growing reliance on nontraditional pathways to meet staffing needs. Similarly, the percentage of teachers with international certifications has risen from 1.9% to 2.3%. Perhaps most strikingly, the percentage of retired teachers returning to the workforce has doubled, climbing from 0.7% to 1.4%. This considerable increase suggests a successful re-engagement of experienced educators to help address workforce demands.



Summary and Next Steps

The South Carolina Teacher Workforce Profile for 2022–23 offers a detailed analysis of the state's public school teacher workforce focused on teacher characteristics and demographic trends. While existing research on these factors has shown mixed results, this report highlights the importance of continuing to consider teacher training and experience as indicators of educator quality. By presenting South Carolina's data alongside national and regional figures and tracking trends over the past three years, this research provides valuable insights into the teacher workforce's evolving dynamics. Looking ahead, a more nuanced analysis is required to better understand how these identified variables impact teacher effectiveness, which will guide future efforts to support and develop the state's educators.

+ KEY FINDINGS

MIDDLE AND HIGH SCHOOLS

Nearly 1 in 5 teachers are alternatively certified or internationally certified.

GEOGRAPHIC TRENDS

Suburban schools saw the largest jump in alternatively certified teachers from 7.5% to 8.3%.

PERFORMANCE IN EVALUATIONS

In high-poverty schools, 1 in 4 teachers received an *Exemplary* rating on Student Learning Objectives.

In low-poverty schools, 1 in 2 teachers received an *Exemplary* rating on Student Learning Objectives.

+ ABOUT SC TEACHER

SC TEACHER provides comprehensive research, visualized data profiles, and compelling stories to communicate impact of educator pipeline policies and promote transformative practices that inform policymakers, educators, and communities who care about education scaling economic opportunity.